

# CHANDRAHASINI VIDYAPEETH

Mirouni, Via- Chandrapur, Sakti (C.G.)



SESSION 2023-24

GRADE – NURSERY



## Summer Holiday Homework

## HOLIDAYS... FUN TIME ... PARTY TIME

Dear Parents,

Summer holidays are around the corner. Despite the hot sun, we can still have a lot of fun, so vacation is here for a sweet treat.

In order to enhance the children's creativity and innovation for the progressive learning, CHANDRAHASINI VIDYAPEETH School has designed a few engaging activities and holiday homework.

Help your children to do it:

Morning Blessings- Help your children to inculcate good habits by doing, "Surya Pranam" and encourage them to greet all elders in the morning.

Fun in knowing- Tell the children about your childhood, share incidents from the past and show them your old family albums.

This will strengthen the bond between you and your children.

Fun with books- Encourage your children to read books with suitable morals.





Have walk together and talk to your children about what are their likes and dislikes etc.

- Help your children to memorise your home address and contact numbers.
- Do one page cursive writing of English , daily in a separate notebook.
- Learn and write three new words form dictionary daily.

**Best Regards**  
**Mrs. Hema Biswas**  
**Principal**

**FUN ACTIVITY**  
**SUBJECT – ENGLISH**



**1. Trace the dotted line .**





**2.**





3.




4. Trace the dotted line.



**5. Colour the picture.**



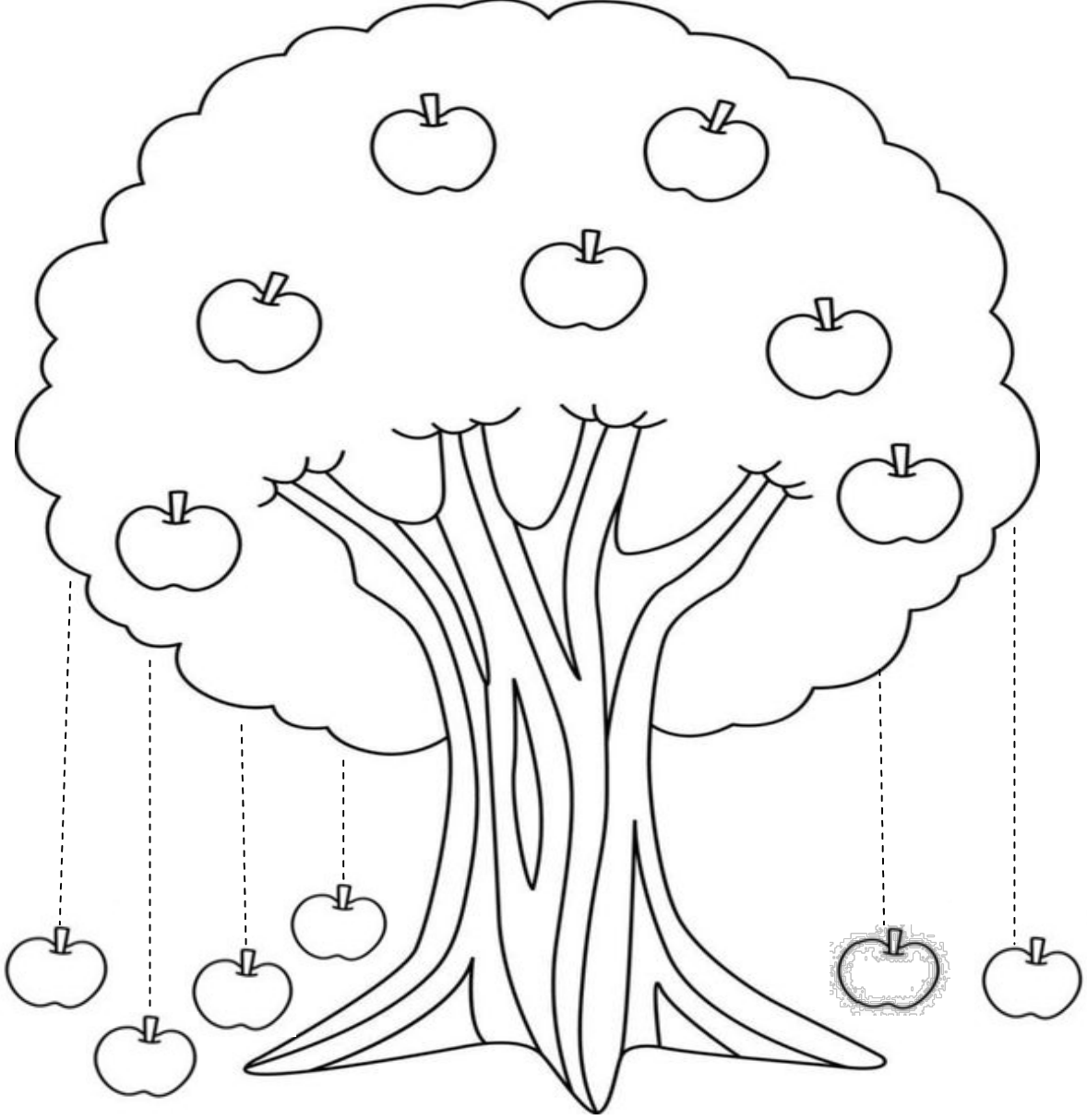
ColoringAll.com




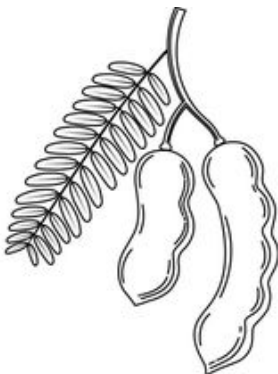


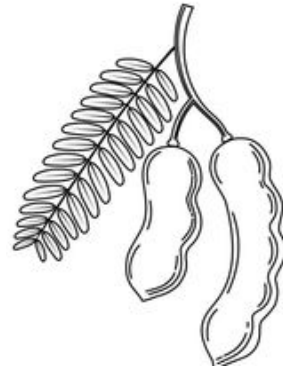


dreamstime

Subject – Hindi

प्रश्न.1 बिंदु मिलाकर रंग भरिये।




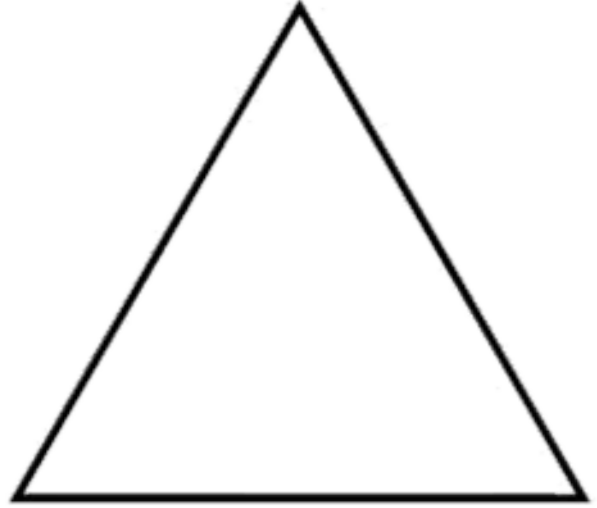



प्रश्न 2 . चित्र देखकर जोड़ी मिलाइए



**Subject – Maths**

**Q.1. Colour the shapes.**





**Q. 2. Trace the numbers.**

1

2




3

4

5

6

Q.3 Colour the number 1 and 2 .



**Subject - Drawing**

**Colour the picture**

